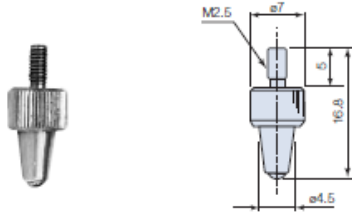


# Accessories (for DK and DG series)

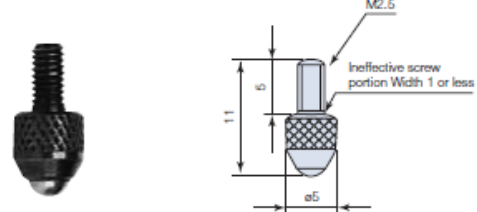
## DZ-122 Feeler (for DK Series, DG10B and DG50B)



- Contact point:  $\phi 2.5$  mm/0.098" carbide ball tip (mounting screw: M2.5 x 0.45)

Unit : mm

## DZ-123 Feeler (for DK Series, DG805BL/810B/810BL)



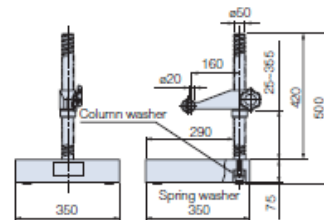
- Contact point:  $\phi 3$  mm/0.118" carbide ball tip (mounting screw: M2.5 x 0.4)

Unit : mm

## DZ-531 Digital gauging stand (for DK110, DG110B)

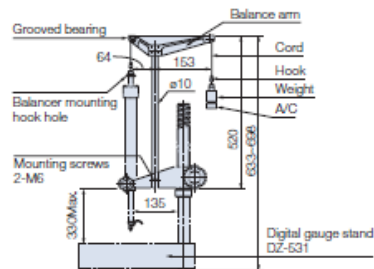


- Surface plate material: gabbro
- Surface plate flatness:  $3 \mu\text{m}$
- Surface plate size: 350mm (13.78") x 350mm (13.78")
- Maximum workpiece height: approx. 330mm (12.99")
- Gauge mounting hole:  $\phi 20$ mm (0.79")
- Mass: 38kg(83.8 lbs)



Unit : mm

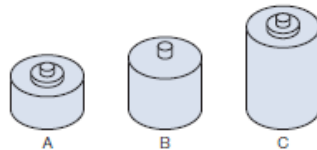
## DZ-581 Measuring force balancer (for DK110, DG110B)



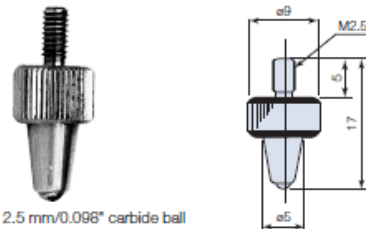
Unit : mm

### Weight

- No weight:  $1.55 \pm 0.15\text{N}$  (155  $\pm$  15gf)
- B:  $1.0 \pm 0.15\text{N}$  (100  $\pm$  15gf)
- B+A:  $0.7 \pm 0.15\text{N}$  (70  $\pm$  15gf)
- B+C:  $0.3 \pm 0.15\text{N}$  (30  $\pm$  15gf)



## DZ-121 Feeler (for DK100, DG100BP/BN)



- Contact point:  $\phi 2.5$  mm/0.098" carbide ball tip (mounting screw: M2.5 x 0.45)

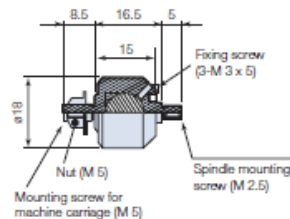
Unit : mm

## Other accessories

- CE08 Extension cable : CE08-01 (1m) , 03 (3m) , 05 (5m) , 10 (10m) , 15 (15m)
- CE22 Extension cable (Ahead in pieces) : CE22-01 (1m) , 03 (3m) , 05 (5m) , 10 (10m)
- CK-T Extension cable (Winding-proof) : CK-T12 (1m) , T13 (3m) , T14 (5m) , T15 (10m)

\*Please refer to p54 for the details of the screw.

## DZ-191 Coupling



Unit : mm

# Connection Cables

Measuring unit	Adapter for LT series	LT series	Interface unit	Adapter for Counter	Connection cable	Counter unit	Interpolators	Extension cables
DK805A/B, DK806A/B, DK810A/B	-	LT30	MG (MG10-P1/P2) (MG20-DK) (MG30-B1/B2)  (MG41-NC/NE) (MG42-4) Link Cable MZ41-**	-	CE-29-*** ***=-003(0.3m) -01(1m) -05(5m) -10(10m)	LY71, 72	-	CE-08** **=-01(1m), -03(3m), -05(5m), -10(10m), -15(15m)
DK10/25								CE-22** (Open-end) **=-01(1m), -03(3m), -05(5m), -10(10m)
DK50/100								CK-T** (Realize for flexion)
DK155PR5/205PR5								CK-T12(1m), T13(3m), T14(5m), T15(10m)
DK110NLR5								
DT12N/P	-	LT10A	MG (MG10-P1/P2) (MG20-DT) (MG30-B1/B2)	-	MT13 + CE-29	LY71, 72	MT12(for LT20A), MT13(for LT30) MT14(Cable with unterminated)	CE-08** **=-01(1m), -03(3m), -05(5m), -10(10m), -15(15m)
DT32N/NV/P/PV								CK-T12(1m), T13(3m), T14(5m), T15(10m), CK-T10(1m) CK-T105(5m) (Realize for flexion)
DT512N/P		LT11A						-
DG805B/810B	-	LT20A	MG (MG10-P1/P2) (MG20-DG) (MG30-B1/B2)	-	-	LY71, LY72	MD10A/20B ※D-sub15pin Female	-
DG10B/25B								
DG50B/100B/155B/205B								
DG-110B								
DL-B	-	LT20A	MG (MG10-P1/P2) (MG20-DG) (MG30-B1/B2)	DZ51 + SZ70-1	-	LY71, LY72	-	-
DE-BR	SZ70-2	LT30	SZ70-2+ MG (MG10-P1/P2) (MG20-DG) (MG30-B1/B2)	SZ70-1	-	LY71, LY72	-	-

# Compatible

Measuring unit	Adapter for LT series	LT series	Adapter for Counter	Connection cable	Counter unit	Interpolators	Extension cables
DT32N/NV/P/PV	Interpolator MT12 LZ60-P1/P2 is required to connect to LT100.	LT20 LT100	MT12 + DZ51	—	LY51, LY52	—	CE-08** **=-01(1m), -03(3m), -05(5m), -10(10m), -15(15m)
DT512NP							
DT12NP							
DT32N/NV/P/PV	—	LT10					CK-T12(1m), T13(3m), T14(5m), T15(10m) T101(3m) T105(5m) (Realize for flexion)
DT512NP							
DG805B/810B	—	LT11					
DG10B/25B	—	LT20 LT100	DZ51	—	LY51, LY52	—	—
DG50B/100B/155B/205B							
DG110B							
DL-B	—	LT20 LT100	DZ51	—	LY51, LY52	—	—

## A description of external form chart of the screw

- When a screw thread is not mentioned in the Dimensions,  
It is mean numerical value base on standard pitch (National Coarse).
- The screw which conformed to ISO and JIS is enclosed.